

DATED: April 19, 1999 (S/M)

VENDOR SERVICE PUBLICATION

TO: All Piper Domestic and International Distributors, Authorized Piper Service Centers and publication subscribers.

SUBJECT: Distribution of: **TEXTRON LYCOMING SERVICE INSTRUCTION NO. 1267C, "PISTON PIN PLUG USAGE".**

MODELS AFFECTED:

All Textron Lycoming Piston Engines
with 5 1/8 inch Cylinder Bores

SERIAL NUMBERS AFFECTED:

All Textron Lycoming Piston Engines
with 5 1/8 inch Cylinder Bores

Note:

A guide to the "Model and Serial Number Affected" is listed on the next page. This should be used as a guide to determine applicability, however, if your serial number or model is not listed here, and you have an engine with 5 1/8 inch cylinder bore, consult with Textron Lycoming using the model and serial number of the engine.

COMPLIANCE TIME: In accordance with the attached TEXTRON LYCOMING Service Instruction SI 1267C, "Piston Pin Plug Usage". *Check the attached publication for compliance time.*

PURPOSE: To provide distribution of TEXTRON LYCOMING Service Instruction SI 1267C, "Piston Pin Plug Usage".

Effectivity Reference Guide

MODELS AFFECTED:

PA-18/18-150 Super Cub

PA-18-150 Super Cub
 PA-20 Pacer
 PA-22-125/135 TriPacer
 PA-22-108 Colt
 PA-23 Apache
 PA-23 235 Aztec
 PA-23-250 Aztec

PA-24-180/250 Comanche
 PA-24-260 Comanche
 PA-24-400 Comanche
 PA-28-140 Cherokee
 PA-28-150/160/180 Cherokee
 PA-28-151 Warrior
 PA-28-161 Warrior II

PA-28-161 Warrior III

PA-28-161 Cadet
 PA-28-181 Archer II

PA-28-181 Archer III

PA-28-235 Cherokee
 PA-28-236 Dakota

PA-28R-180 Arrow
 PA-28R-200 Arrow/Arrow II
 PA-28R-201 Arrow III
 PA-28R-201 Arrow

PA-28RT-201 Arrow IV
 PA-30-Twin Comanche
 PA-31/300/325 Navajo/Navajo CR

PA-31-350 Chieftain

PA-31-350 T1020
 PA-32-260 Cherokee Six
 PA-32-300 Cherokee Six
 PA-32-301 Saratoga

PA-32RT-300T Turbo Lance II
 PA-32R-300 Lance
 PA-32RT-300 Lance II
 PA-32R-301 Saratoga SP

PA-32R-301 Saratoga II HP

PA-32R-301T Turbo Saratoga SP

PA-32R-301T Saratoga II TC
 PA-34-200 Seneca
 PA-38-112 Tomahawk
 PA-39-Twin Comanche
 PA-44-180 Seminole

PA-44-180T Seminole
 PA-46-350P Malibu Mirage

SERIAL NUMBERS AFFECTED:

18-1 through 18-9004
 18- 7309016 through 18-8309025
 1809001 through 1809113
 20-1 through 20-1121
 22-1 through 22-2424
 22-8000 through 22-9848
 23-1 through 23-2046
 27-505 through 27-622
 27-1 through 27-4866
 27-7304917 through 27-8154030
 24-1 through 24-3687
 24-3642, 24-4000 through 24-5028
 26-2 through 26-148
 28-20000 through 28-7725290
 28-1 through 28-7505259 & 28-E13
 28-7415001 through 28-7715314
 28-7716002 through 28-8616057
 2816001 through 2816109
 2816110 through 2816119,
 2842001 and up
 2841001 through 2841365
 28-7690001 through 28-8690056
 2890001 through 2890205
 2890206 through 2890231
 2843001 and up
 28-10001 through 28-7710089 & 28-E11
 28-7911001 through 28-8611008
 2811001 through 2811050
 28R-30001 through 28R-7130013
 28R-35001 through 28R-7635545
 28R-7737001 through 28R-7837319
 2837001 through 2837061
 2844001 and up
 28R-7918001 through 28R-8218026
 30-1 through 30-2000
 31-2 through 31-861
 31-7300901 through 31-8312019
 31-5001 through 31-5004
 31-7305005 through 31-8452021
 31-8253001 through 31-8553002
 32-1 through 32-7800008
 32-40000 through 32-7940290
 32-8006001 through 32-8606023
 3206001 through 3206088
 32R-7787001 through 32R-7987126
 32R-7680001 through 32R-7880068
 32R-7885001 through 32R-7985105
 32R-8013001 through 32R-8613006
 3213001 through 3213041
 3213029, 3213042 through 3213103
 3246001 and up
 32R-8029001 through 32R-8629006
 3229001 through 3229003
 3257001 and up
 34-7250001 through 34-7450220
 38-78A0002 through 38-82A0124
 39-1 through 39-155
 44-7995001 through 44-8195026, 4495001
 through 4495013, 4496001 through 4496020,
 44-8107001 through 44-8207020
 4622001 through 4622200, 4636001 and up

SERVICE INSTRUCTION

DATE:

February 26, 1999

Service Instruction No. 1267C
(Supersedes Service Instruction No. 1267B)
Engineering Aspects are
FAA Approved

SUBJECT:

Piston Pin Plug Usage

MODELS AFFECTED:

All Textron Lycoming engines with 5-1/8 inch cylinder bore: O-320; IO-320; O-340, O, IO, HO, LO, LIO, AIO, HIO, TIO, VO and IVO-360; GO, VO and TVO-435; GO, GSO, IGSO-480; O, IO, VO, TIO, TVO, TIVO and IGSO-540; TIO and TIGO-541; IO-720.

TIME OF COMPLIANCE:

Any time piston pin plugs are replaced.

There are three different piston pin plugs currently used in the above mentioned models of Textron Lycoming aircraft engines. The various plugs fit interchangeably; however, both plugs in a cylinder must be of the same part number. To preclude the possibility of mixing two different plugs in a cylinder and to simplify plug replacement, at the next piston pin plug replacement, plug P/N LW-11775 should be replaced with P/N 72198. In a complete engine piston pin plug replacement, all plugs should be replaced with P/N 72198. See the illustrations for allowable replacements.

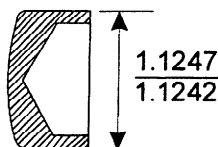
NOTE

Although piston pin P/N LW-14077* was designed to accommodate the P/N LW-11775 plug, P/N 60828 and P/N 72198 plugs may be used with P/N LW-14077 pins. Follow the replacement applications listed below.

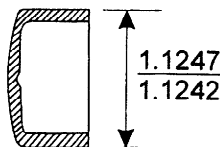
Piston pin plug replacement is mandatory during engine overhaul and care should be exercised to be sure the clearance between the plug and piston is not excessive; normal fit is .0002L/.0015L, service maximum .0025L.

CAUTION

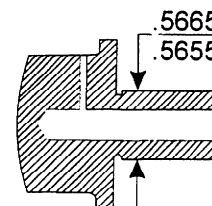
Both pin plugs in a cylinder must be of the same part numbers and must be replaced in accordance with the illustrated applications. Coat thrust face of plugs with Texaco Tuban 140 or other pre-lubricant before assembly. See latest edition of Service Instruction No. 1059 for approved lubricants.

P/N 60828 ALUMINUM
PISTON PIN PLUG

In individual cylinders, replace both with P/N 60828 Piston Pin Plugs. In complete engine, replace all with P/N 72198.

P/N 72198 ALUMINUM BRONZE
PISTON PIN PLUG

Replace both plugs in cylinder with P/N 72198 Piston Pin Plug.

P/N LW-11775 ALUMINUM
PISTON PIN PLUG

Remove from service. Replace both pin plugs in cylinder with Piston Pin Plug P/N 72198.

Chart Showing Section Thru Piston Pin Plugs



NOTE

For O-320-E2A, when piston pin P/N LW-14077 is installed, a logbook entry is required.

* – Piston pins P/N's 69650, LW-12383, LW-13444 and LW-13446 are all superseded by piston pins P/N LW-14077 and LW-14078; see latest edition of Service Instruction No. 1340 for parts information.

NOTE: Revision "C" removes P/N LW-11775 piston pin plug from service.